

Format of holding of specified securities

Annexure - I

- 1 **Name of Listed Entity : BINOD JUTE AND FIBRE LTD**
- 2 Scrip Code/Name of Scrip/Class of Security :
- 3 Share Holding Pattern Filed under: Reg. 31(1) ( b ) : **Quarter Ended 31/12/2022**
- 4 Declaration:

	Particulars	Yes	No
1	Whether the Listed Entity has issued any partly paid up shares		NO
2	Whether the Listed Entity has issued any Convertible Securities or Warrants?		NO
3	Whether the Listed Entity has any shares against which depository receipt are issued?		NO
4	Whether the Listed Entity has any shares in locked-in?		NO
5	Whether any shares held by promoters are pledge or otherwise encumbered?		NO

- 5 The tabular format for disclosure of holding of specified securities is as follows:-



*[Handwritten signature]*

**Table I - Summary Statement holding of specified securities**

Category (i)	Category of shareholder (ii)	Nos. of shares held (iii)	No. of fully paid up equity shares held (iv)	No. of party paid-up equity shares held (v)	No. of underlying Depository Receipts (vi)	Total nos. shares held (vii) = (iv)+(v)+(vi)	Shareholding as a % of total no. of shares (calculated as per SCRR, 1957) (viii) As a % of (A+B+C2)	Number of Voting Rights held in each class of securities (ix)		No. of Shares Underlying convertible securities (including Warrants) (x)	Shareholding as a % assuming full conversion of convertible securities (as a diluted share capital) (xi) = (vii) + (x) as a % of (A+B+C)	Number of Locked in shares (xii)		Number of Shares pledged or otherwise encumbered (xiii)		Number of equity shares held in dematerialized form (xiv)	
								Class eg: x	Total			No. (a)	As a % of total Shares held (b)	No. (e)	As a % of total Shares held (b)		
																	No. of Voting Rights
(A)	Promoter & Promoter Group	21	531350	0	0	531350	95.955	531350	0	0	0	0	0	0	0	224280	
(B)	Public	107	22400	0	0	22400	4.045	22400	0	0	0	0	0	0	0	0	0
(C)	Non Promoter - Non Public																
(C1)	Shares underlying DRS																
(C2)	Shares held by Employee Trusts																
	<b>TOTAL</b>	<b>128</b>	<b>553750</b>	<b>0</b>	<b>0</b>	<b>553750</b>	<b>100</b>	<b>553750</b>	<b>0</b>	<b>0</b>	<b>100</b>	<b>0</b>	<b>0</b>	<b>0</b>	<b>0</b>	<b>0</b>	<b>224280</b>



*Handwritten signature*

Ann-V

Table II - Statement showing shareholding pattern of the Promoter and Promoter Group

(1)	(i)	(ii)	(iii)	(iv)	(v)	(vi)	(vii)	(k)				(x)	(xi)	(xii)		(xiii)		
								Number of Voting Rights held in each class of securities						Shareholding as a % assuming full conversion of the securities (A+B+C)	No. Locked in shares		Number of Shares pledged or otherwise encumbered	
								Class x	Class y	Total	Total as a % of Voting rights						No. (a)	As a % of total shares held (b)
(a)	Indian Individuals/Hindu undivided Family	0	0	0	0	0	0.000	0	0	0	0.000	0	0	0	0.000	0	0	
	ANURADHA MEHTA	0	0	282470	0	0	51.01	282470	0	282470	51.01	0	0	0	0.000	0	0	
	DIVYA DUGAR	0	0	53350	0	0	9.63	53350	0	53350	9.63	0	0	0	0.000	0	0	
	JAI KUMAR	0	0	43550	0	0	7.86	43550	0	43550	7.86	0	0	0	0.000	0	0	
	KANKARIA	0	0	32810	0	0	5.93	32810	0	32810	5.93	0	0	0	0.000	0	0	
	MEGHNA SANGHAVI	0	0	57800	0	0	10.44	57800	0	57800	10.44	0	0	0	0.000	0	0	
	POONAM DUGAR	0	0	50350	0	0	9.09	50350	0	50350	9.09	0	0	0	0.000	0	0	
	VASANTI DEVI	0	0	44600	0	0	8.05	44600	0	44600	8.05	0	0	0	0.000	0	0	
	KANKARIA	0	0	10	0	0	0.00	10	0	10	0.00	0	0	0	0.000	0	0	
(b)	Government/State Central Government/State Government(s)	0	0	0	0	0	0.000	0	0	0	0.000	0	0	0	0.000	0	0	
(c)	Financial Institutions/Banks	0	0	0	0	0	0.000	0	0	0	0.000	0	0	0	0.000	0	0	
(d)	Any Other Bodies Corporate	0	0	0	0	0	0.000	0	0	0	0.000	0	0	0	0.000	0	0	
	ARADHANA INVESTMENTS LTD.	14	0	248880	0	0	44.94	248880	0	248880	44.94	0	0	0	0.000	0	0	
	ARADHANA MULTIMAX LTD	0	0	35800	0	0	6.47	35800	0	35800	6.47	0	0	0	0.000	0	224280	
	AWANTI FIBRE & INDUSTRIES LTD	0	0	50000	0	0	9.03	50000	0	50000	9.03	0	0	0	0.000	0	35800	
	AWANTI FIBRE & INDUSTRIES LTD.	0	0	23000	0	0	4.15	23000	0	23000	4.15	0	0	0	0.000	0	50000	
	AWANTI FIBRE & INDUSTRIES LTD.	0	0	1250	0	0	0.23	1250	0	1250	0.23	0	0	0	0.000	0	0	
	H C COMMERCIAL LTD.	0	0	350	0	0	0.06	350	0	350	0.06	0	0	0	0.000	0	0	
	JAI KUMAR KANKARIA INV. PVT. LTD	0	0	16000	0	0	2.89	16000	0	16000	2.89	0	0	0	0.000	0	0	
	KANKARIA TRADERS & INV. PVT. LTD	0	0	12000	0	0	2.17	12000	0	12000	2.17	0	0	0	0.000	0	16000	
	MORGAN WALKER & CO LTD.	0	0	13000	0	0	2.35	13000	0	13000	2.35	0	0	0	0.000	0	12000	
	RELANCE TRADERS & INVESTORS P LTD	0	0	4000	0	0	0.72	4000	0	4000	0.72	0	0	0	0.000	0	13000	
	RUSSELL PROPERTIES PVT. LTD.	0	0	34480	0	0	6.23	34480	0	34480	6.23	0	0	0	0.000	0	4000	
	SAMRIDHI FIBRE LTD.	0	0	20000	0	0	3.61	20000	0	20000	3.61	0	0	0	0.000	0	34480	
	SUPREME TRADE & INV. PVT. LTD	0	0	4000	0	0	0.72	4000	0	4000	0.72	0	0	0	0.000	0	20000	
	T KUMARI (FINANCIERS) LTD.	0	0	25000	0	0	4.51	25000	0	25000	4.51	0	0	0	0.000	0	4000	
	UNITED INV. & TRADING CO. PVT LTD.	0	0	10000	0	0	1.81	10000	0	10000	1.81	0	0	0	0.000	0	25000	
	Trusts Clearing Members	0	0	0	0	0	0.000	0	0	0	0.000	0	0	0	0.000	0	10000	
	Sub-Total (A)(I)	21	0	531350	0	0	95.95	531350	0	531350	95.95	0	0	0	0.000	0	0	
(2)	Foreign	0	0	0	0	0	0.000	0	0	0	0.000	0	0	0	0.000	0	224280	

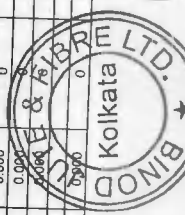





Table III - Statement showing shareholding pattern of the Public shareholder

Category & Name of shareholders (i)	PAN (ii)	Nos. of shareholders (iii)	No. of fully paid up equity shares held (iv)	No. of partly paid-up equity shares held (v)	Nos. of shares underlying Depository Receipt (vi)	Total nos. shares held (vii) = (iv)+(v)+(vi)	Shareholding g % calculated as per SCRR, 1957 As a % of (A+B+C2) (viii)	Number of Voting Rights held in each class of securities (ix)			No. of Shares Outstanding convertible securities (including Warrants) (x)	Shareholding as a % assuming full conversion of convertible securities (as a percentage of diluted share capital) (xi) = (vii)+(x) as a % of (A+B+C)	Number of Locked in shares (xii)		Number of Shares pledged or otherwise encumbered (xiii)		Number of equity shares held in dematerialized form (xiv)	Sub-categorization of shares (xv)			
								No. of Voting Rights (ix)					No. (a)	As a % of total Shares held (b)	No. (d)	As a % of total Shares held (b)		Sub-category (i)	Sub-category (ii)	Sub-category (iii)	
								Class x	Class y	Total											% of Total Voting rights
(1) Institutions		0	0	0	0	0	0.000	0	0	0	0	0.000	0	0	0	0					
(a) Mutual Funds		0	0	0	0	0	0.000	0	0	0	0	0.000	0	0	0	0	0				
(b) Venture Capital Funds		0	0	0	0	0	0.000	0	0	0	0	0.000	0	0	0	0	0				
(c) Alternate Investment Funds		0	0	0	0	0	0.000	0	0	0	0	0.000	0	0	0	0	0				
(d) Financial Institutions/Banks		0	0	0	0	0	0.000	0	0	0	0	0.000	0	0	0	0	0				
Financial Institutions/Banks		0	0	0	0	0	0.000	0	0	0	0	0.000	0	0	0	0	0				
Insurance Companies		0	0	0	0	0	0.000	0	0	0	0	0.000	0	0	0	0	0				
(e) Provident Funds/Pension Funds		0	0	0	0	0	0.000	0	0	0	0	0.000	0	0	0	0	0				
(f) Asset Reconstruction Companies		0	0	0	0	0	0.000	0	0	0	0	0.000	0	0	0	0	0				
(g) Sovereign Wealth Funds		0	0	0	0	0	0.000	0	0	0	0	0.000	0	0	0	0	0				
(h) NBFCs registered with RBI		0	0	0	0	0	0.000	0	0	0	0	0.000	0	0	0	0	0				
(i) Other Financial Institutions		0	0	0	0	0	0.000	0	0	0	0	0.000	0	0	0	0	0				
(j) Any Other		0	0	0	0	0	0.000	0	0	0	0	0.000	0	0	0	0	0				
(k) Sub-Total (B)(1)		0	0	0	0	0	0.000	0	0	0	0	0.000	0	0	0	0	0				
(2) Institutions (Foreign)		0	0	0	0	0	0.000	0	0	0	0	0.000	0	0	0	0	0				
(a) Foreign Direct Investment		0	0	0	0	0	0.000	0	0	0	0	0.000	0	0	0	0	0				
(b) Foreign Venture Capital Investors		0	0	0	0	0	0.000	0	0	0	0	0.000	0	0	0	0	0				
(c) Sovereign Wealth Funds		0	0	0	0	0	0.000	0	0	0	0	0.000	0	0	0	0	0				
(d) Foreign Portfolio Investors		0	0	0	0	0	0.000	0	0	0	0	0.000	0	0	0	0	0				
Category I		0	0	0	0	0	0.000	0	0	0	0	0.000	0	0	0	0	0				
Category II		0	0	0	0	0	0.000	0	0	0	0	0.000	0	0	0	0	0				
Overseas Depositors (holding DRs)/balancing figure)		0	0	0	0	0	0.000	0	0	0	0	0.000	0	0	0	0	0				
(f) Any Other		0	0	0	0	0	0.000	0	0	0	0	0.000	0	0	0	0	0				
QFI Corporate		0	0	0	0	0	0.000	0	0	0	0	0.000	0	0	0	0	0				
FPI - CORPORATE - CAT-III		0	0	0	0	0	0.000	0	0	0	0	0.000	0	0	0	0	0				
Sub-Total (B)(2)		0	0	0	0	0	0.000	0	0	0	0	0.000	0	0	0	0	0				
Central Government/State Government(s)		0	0	0	0	0	0.000	0	0	0	0	0.000	0	0	0	0	0				



*(Handwritten signature)*





Table IV - Statement showing shareholding pattern of the Non Promoter - Non Public shareholder

Category & Name of shareholders (i)	PAN (ii)	Nos. of shareholders (iii)	No. of fully paid up equity shares held (iv)	No. of partly paid-up equity shares held (v)	Nos. of shares underlying Depository Receipt (vi)	Total nos. shares held (vii) = (iv)+(v)+(vi)	Shareholding % calculated as per SCRR, 1957 As a % of (A+B+C2) (viii)	Number of Voting Rights held in each class of securities (ix)			No. of Shares Underlying Outstanding convertible securities (including Warrants) (x)	Shareholding as a % assuming full conversion of convertible securities as a percentage of diluted share capital (xi) = (vii)/(x) as a % of (A+B+C)	Number of Locked in shares (xii)		Number of Shares pledged or otherwise encumbered (xiii)		Number of equity shares held in dematerialized form (xiv)	
								No. of Voting Rights					Total as a % of Total Voting rights	No.	As a % of total Shares held (b)	No.		As a % of total Shares held (b)
								Class x	Class y	Total								
(1) Custodian DR Holder																		
(2) Employee Benefit Trust (under SEBI (share based Employee Benefit) Regulations, 2014)																		
Total Non-Promoter - Non-Public Shareholding (C)=(1)+(2)																		



*Binod*



**Table V - Statement showing shareholding details of significant beneficial owner**

Sr No.	Details of the significant beneficial owner (I)		Details of the registered owner (II)		Details of holding/ exercise of right of the SBO in the reporting company, whether direct or indirect :(III) Whether by virtue of:					Date of creation / acquisition of significant beneficial interest (IV)		
	Name	PAN/Passport No. in case of a foreign national	Nationality	Name	PAN/Passport No. in case of a foreign national	Nationality	Shares %	Voting rights %	Rights on distributable dividend or any other distribution %		Exercise of control	Exercise of significant influence



*[Handwritten signature]*

Format of holding of specified securities

Annexure - I

1 **Name of Listed Entity : BINOD JUTE AND FIBRE LTD**

2 Scrip Code/Name of Scrip/Class of Security :

3 Share Holding Pattern Filed under: Reg. 31(1) ( b ) : **Quarter Ended 31/03/2023**

4 Declaration:

	Particulars	Yes	No
1	Whether the Listed Entity has issued any partly paid up shares		NO
2	Whether the Listed Entity has issued any Convertible Securities or Warrants?		NO
3	Whether the Listed Entity has any shares against which depository receipt are issued?		NO
4	Whether the Listed Entity has any shares in locked-in?		NO
5	Whether any shares held by promoters are pledge or otherwise encumbered?		NO

5 The tabular format for disclosure of holding of specified securities is as follows:-



**Table I - Summary Statement holding of specified securities**

Category (f)	Category of shareholder (i)	Nos. of shareholders (iii)	No. of fully paid up equity shares held (iv)	No. of partly paid-up equity shares held (v)	No. of underlying Depository Receipt (vi)	Total nos. shares held (iv)+(v)+(vi) (vii)	Shareholding as a % of total no. of shares (calculated as per SCRR, 1957) (viii) As a % of (A+B+C2)	Number of Voting Rights held in each class of securities (ix)			No. of Shares Underlying convertible securities (including Warrants) (x)	Shareholding as a % assuming full conversion of convertible securities (as a percentage of diluted share capital) (xi)=(vii)+(x) as a % of (A+B+C)	Number of Locked in shares (xii)		Number of Shares pledged or otherwise encumbered (xiii)		Number of equity shares held in dematerialized form (xiv)	
								No. of Voting Rights					Total as a % of (A+B+C)	No. (a)	As a % of total Shares held (b)	No. (a)		As a % of total Shares held (b)
								Class eqx	Class eqy	Total								
	Promoter &																	
(A)	Promoter Group	21	531350	0	0	531350	95.955		0	95.955		0	0.000		0	0.000		
(B)	Public	107	22400	0	0	22400	4.045		0	4.045		0	0.000		0	0.000	224280	
(C)	Non Promoter - Non Public																0	
(C1)	Shares underlying DRs																	
(C2)	Shares held by Employee Trusts																	
	<b>TOTAL</b>	<b>128</b>	<b>553750</b>	<b>0</b>	<b>0</b>	<b>553750</b>	<b>100</b>		<b>0</b>	<b>100</b>		<b>0</b>	<b>0.000</b>		<b>0</b>	<b>0.000</b>	<b>224280</b>	




Table II - Statement showing shareholding pattern of the Promoter and Promoter Group

Category & Name of shareholders (i)	Entity type i.e. promoter OR promoter group entity (except promoter)	PAN (ii)	Nos. of shareholders (iii)	No. of fully paid-up equity shares held (iv)	No. of partly paid-up equity shares held (v)	Nos. of shares underlying Depository Receipt (vi)	Total nos. shares held (vii) = (iv)+(v)+(vi)	Shareholding % calculated as per SCRR, 1987 As a % of (A+B+C2) (viii)	Number of Voting Rights held in each class of securities (ix)			No. of Shares Outstanding convertible securities (including Warrants) (x)	Shareholding as a % assuming full conversion of convertible securities as a percentage of diluted share capital (xi) = (vii)+(x) as a % of (A+B+C)	Number of Locked in shares (xii)		Number of Shares pledged or otherwise encumbered (xiii)		Number of equity shares held in dematerialized form (xiv)
									Class x	Class y	Total			No. (a)	As a % of total Shares held (b)	No. (a)	As a % of total Shares held (b)	
(1) Indian individuals/Hindu undivided Family																		
(a) ANURADHA MEHTA	PROMOTER	AALPM8439L	7	282470	0	0	282470	51.01	282470	0	0	0	0.000	0	0.000	0	0.000	0
DIVYA DUGAR	PROMOTER	AXLPK2665D	0	43550	0	0	43550	7.86	43550	0	0	0	0.000	0	0.000	0	0.000	0
JAI KUMAR	PROMOTER	AKGPK4751L	0	32810	0	0	32810	5.93	32810	0	0	0	0.000	0	0.000	0	0.000	0
MEGHNA SANGHVI	PROMOTER	ATMPS3011Q	0	57800	0	0	57800	10.44	57800	0	0	0	0.000	0	0.000	0	0.000	0
POONAM DUGAR	PROMOTER	AKHPK1612K	0	50350	0	0	50350	9.09	50350	0	0	0	0.000	0	0.000	0	0.000	0
VASANTI DEVI	PROMOTER	AKHPK1670P	0	44600	0	0	44600	8.05	44600	0	0	0	0.000	0	0.000	0	0.000	0
KANKARIA	PROMOTER	AF-CPK8360E	0	10	0	0	10	0.00	10	0	0	0	0.000	0	0.000	0	0.000	0
AWANTI KUMAR	PROMOTER		0	0	0	0	0	0.000	0	0	0	0	0.000	0	0.000	0	0.000	0
KANKARIA	PROMOTER		0	0	0	0	0	0.000	0	0	0	0	0.000	0	0.000	0	0.000	0
Government/State Government(s)																		
(b) Financial Institutions/Banks																		
(c) Any Other																		
(d) Bodies Corporate																		
ARADHANA INVESTMENT'S LTD.	PROMOTER GROUP	AAECA180BK	0	35800	0	0	35800	6.47	35800	0	0	0	0.000	0	0.000	0	0.000	224780
ARADHANA MULTIMAX LTD	PROMOTER GROUP	AACCA5449A	0	50000	0	0	50000	9.03	50000	0	0	0	0.000	0	0.000	0	0.000	35800
AWANTI FIBRE & INDUSTRIES LTD.	PROMOTER GROUP	AACCA2322E	0	23000	0	0	23000	4.15	23000	0	0	0	0.000	0	0.000	0	0.000	50000
AWANTI FIBRE & INDUSTRIES LTD.	PROMOTER GROUP	AACCA2322E	0	1250	0	0	1250	0.23	1250	0	0	0	0.000	0	0.000	0	0.000	0
H C COMMERCIAL LTD.	PROMOTER GROUP	AABCH2665N	0	350	0	0	350	0.06	350	0	0	0	0.000	0	0.000	0	0.000	0
JAI KUMAR KANKARIA INV. PVT. LTD	PROMOTER GROUP	AABCI2405N	0	16000	0	0	16000	2.89	16000	0	0	0	0.000	0	0.000	0	0.000	16000
KANKARIA TRADERS & INV. PVT. LTD	PROMOTER GROUP	AABCK3328F	0	12000	0	0	12000	2.17	12000	0	0	0	0.000	0	0.000	0	0.000	12000
MORGAN WALKER & CO. LTD.	PROMOTER GROUP	AABCM7738H	0	13000	0	0	13000	2.35	13000	0	0	0	0.000	0	0.000	0	0.000	13000
RELIANCE TRADERS & INVESTORS P LTD	PROMOTER GROUP	AABCR4163R	0	4000	0	0	4000	0.72	4000	0	0	0	0.000	0	0.000	0	0.000	4000
RUSSELL PROPERTIES PVT. LTD.	PROMOTER GROUP	AABCR5496H	0	34480	0	0	34480	6.23	34480	0	0	0	0.000	0	0.000	0	0.000	34480
SAMRIDHI FIBRE LTD.	PROMOTER GROUP	AADC56060Q	0	20000	0	0	20000	3.61	20000	0	0	0	0.000	0	0.000	0	0.000	20000
SUPREME TRADE & INV. PVT. LTD	PROMOTER GROUP	AAEC52152A	0	4000	0	0	4000	0.72	4000	0	0	0	0.000	0	0.000	0	0.000	4000
T KUMARI ( FINANCIERS) LTD.	PROMOTER GROUP	AABCT8122E	0	25000	0	0	25000	4.51	25000	0	0	0	0.000	0	0.000	0	0.000	25000
UNITED INV. & TRADING CO. PVT LTD.	PROMOTER GROUP	AAACU4204B	0	10000	0	0	10000	1.81	10000	0	0	0	0.000	0	0.000	0	0.000	10000
Trusts			0	0	0	0	0	0.000	0	0	0	0	0.000	0	0.000	0	0.000	0
Clearing Members			0	0	0	0	0	0.000	0	0	0	0	0.000	0	0.000	0	0.000	0
Sub-Total (A)(1)			21	531350	0	0	531350	95.95	531350	0	0	0	0.000	0	0.000	0	0.000	224780
Foreign			0	0	0	0	0	0.000	0	0	0	0	0.000	0	0.000	0	0.000	0

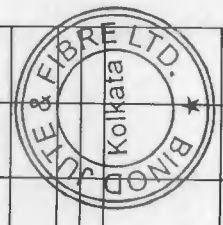


Handwritten signature



Table III - Statement showing shareholding pattern of the Public shareholder

Category & Name of shareholders (i)	PAN (ii)	Nos. of shareholders (iii)	No. of fully paid-up equity shares held (iv)	No. of partly paid-up equity shares held (v)	Nos. of shares held underlying Depository Receipt (vi)	Total nos. shares held (vii) = (v) + (vi) - (viii)	Shareholding 9% calculated as per SCRR, 1957 (A+B+C2) (viii)	Number of Voting Rights held in each class of securities (ix)			No. of Shares Underlying convertible securities (including Warrants) (x)	Shareholding as a % assuming full conversion of convertible securities (as a percentage of diluted share capital) (xi) = (x)/(A+B+C)	Number of Locked in shares (xii)		Number of Shares pledged or otherwise encumbered	Number of equity shares held in dematerialized form (xiv)	Sub-categorization of shares (xv)			
								No. of Voting Rights					As a % of total Shares held (p)	No. (a)			As a % of total Shares held (b)	Sub-category (i)	Sub-category (ii)	Sub-category (iii)
								Class x	Class y	Total										
(1) Institutions (Domestic)		0	0	0	0	0	0.000	0	0	0	0.000	0	0	0	0					
(a) Mutual Funds		0	0	0	0	0	0.000	0	0	0	0.000	0	0	0	0					
(b) Venture Capital Funds		0	0	0	0	0	0.000	0	0	0	0.000	0	0	0	0					
(c) Alternate Investment Funds		0	0	0	0	0	0.000	0	0	0	0.000	0	0	0	0					
(d) Financial Institutions/Banks		0	0	0	0	0	0.000	0	0	0	0.000	0	0	0	0					
Financial Institutions		0	0	0	0	0	0.000	0	0	0	0.000	0	0	0	0					
Banks		0	0	0	0	0	0.000	0	0	0	0.000	0	0	0	0					
Insurance		0	0	0	0	0	0.000	0	0	0	0.000	0	0	0	0					
(e) Companies		0	0	0	0	0	0.000	0	0	0	0.000	0	0	0	0					
Provident Funds/Pension Funds		0	0	0	0	0	0.000	0	0	0	0.000	0	0	0	0					
(f) Asset Reconstruction Companies		0	0	0	0	0	0.000	0	0	0	0.000	0	0	0	0					
(g) Companies		0	0	0	0	0	0.000	0	0	0	0.000	0	0	0	0					
(h) Funds		0	0	0	0	0	0.000	0	0	0	0.000	0	0	0	0					
(i) NBFCs registered with RBI		0	0	0	0	0	0.000	0	0	0	0.000	0	0	0	0					
(j) Other Financial Institutions		0	0	0	0	0	0.000	0	0	0	0.000	0	0	0	0					
(k) Any Other		0	0	0	0	0	0.000	0	0	0	0.000	0	0	0	0					
Sub-Total (B)(1)		0	0	0	0	0	0.000	0	0	0	0.000	0	0	0	0					
(2) Institutions (Foreign)		0	0	0	0	0	0.000	0	0	0	0.000	0	0	0	0					
Foreign Direct Investment		0	0	0	0	0	0.000	0	0	0	0.000	0	0	0	0					
(a) Foreign Venture Capital Investors		0	0	0	0	0	0.000	0	0	0	0.000	0	0	0	0					
(b) Sovereign Wealth Funds		0	0	0	0	0	0.000	0	0	0	0.000	0	0	0	0					
(c) Foreign Portfolio Investors		0	0	0	0	0	0.000	0	0	0	0.000	0	0	0	0					
(d) Investors		0	0	0	0	0	0.000	0	0	0	0.000	0	0	0	0					
Category I		0	0	0	0	0	0.000	0	0	0	0.000	0	0	0	0					
Category II		0	0	0	0	0	0.000	0	0	0	0.000	0	0	0	0					
Overseas Depositors (holding DRs/balancing figure)		0	0	0	0	0	0.000	0	0	0	0.000	0	0	0	0					
(e) Any Other		0	0	0	0	0	0.000	0	0	0	0.000	0	0	0	0					
(f) QFI Corporate		0	0	0	0	0	0.000	0	0	0	0.000	0	0	0	0					
FPI - CORPORATE - CAT-III		0	0	0	0	0	0.000	0	0	0	0.000	0	0	0	0					
Sub-Total (B)(2)		0	0	0	0	0	0.000	0	0	0	0.000	0	0	0	0					
Central Government/State Government(s)		0	0	0	0	0	0.000	0	0	0	0.000	0	0	0	0					
(3) Government(s)		0	0	0	0	0	0.000	0	0	0	0.000	0	0	0	0					



*[Handwritten signature]*







**Table IV - Statement showing shareholding pattern of the Non Promoter - Non Public shareholder**

Category & Name of shareholders (i)	PAN (ii)	Nos. of shareholders (iii)	No. of fully paid up equity shares held (iv)	No. of partly paid-up equity shares held (v)	Nos. of shares underlying Depository Receipt (vi)	Total nos. shares held (vii) = (iv)+(v)+(vi)	Shareholding % calculated as per SCRR, 1957 As a % of (A+B+C2) (viii)	Number of Voting Rights held in each class of securities (ix)			No. of Shares Underlying convertible securities (including Warrants) (X)	Shareholding as a % assuming full conversion of convertible securities as a percentage of diluted share capital (XI) = (VII)/(X) as a % of (A+B+C)	Number of Locked in shares (xii)		Number of Shares pledged or otherwise encumbered (xiii)		Number of equity shares held in dematerialized form (xiv)	
								No. of Voting Rights					Total as a % of Total Voting rights	No. (a)	As a % of total Shares held (b)	No. (a)		As a % of total Shares held (b)
								Class x	Class y	Total								
(1) Custodian DR Holder																		
(2) Employee Benefit Trust (under SEBI (share based Employee Benefit) Regulations, 2014																		
Total Non-Promoter - Non-Public Shareholding (C)=(1)+(2)																		



*[Handwritten signature]*

**Table V - Statement showing shareholding details of significant beneficial owner**

Sr No.	Details of the significant beneficial owner (I)		Details of the registered owner (II)		Details of holding/ exercise of right of the SBO in the reporting company, whether direct or indirect : (III) Whether by virtue of:					Date of creation / acquisition of significant beneficial interest (IV)		
	Name	PAN/Passport No. in case of a foreign national	Nationality	Name	PAN/Passport No. in case of a foreign national	Nationality	Shares %	Voting rights %	Rights on distributable dividend or any other distribution %		Exercise of control	Exercise of significant influence



*[Handwritten signature]*

Format of holding of specified securities

Annexure - I

- 1 **Name of Listed Entity : BINOD JUTE AND FIBRE LTD**
- 2 Scrip Code/Name of Scrip/Class of Security :
- 3 Share Holding Pattern Filed under: Reg. 31(1) ( b ) : **Quarter Ended 30/06/2023**
- 4 Declaration:

	Particulars	Yes	No
1	Whether the Listed Entity has issued any partly paid up shares		NO
2	Whether the Listed Entity has issued any Convertible Securities or Warrants?		NO
3	Whether the Listed Entity has any shares against which depository receipt are issued?		NO
4	Whether the Listed Entity has any shares in locked-in?		NO
5	Whether any shares held by promoters are pledge or otherwise encumbered?		NO

- 5 The tabular format for disclosure of holding of specified securities is as follows:-



**Table 1 - Summary Statement holding of specified securities**


Category (i)	Category of shareholder (ii)	Nos. of shareholders (iii)	No. of fully paid up shares held (iv)	No. of partly paid-up equity shares held (v)	No. of shares underlying Depository Receipt (vi)	Total nos. shares held (vii) = (iv)+(v)+(vi)	Shareholding as a % of total no. of shares (calculated as per SCRR, 1957) (viii) As a % of (A+B+C2)	Number of Voting Rights held in each class of securities (ix)			No. of Shares Underlying convertible securities (including Warrants) (X)	Shareholding as a % assuming full conversion of convertible securities (as a percentage of diluted share capital) (xi) = (vii)+(x) as a % of (A+B+C)	Number of Locked in shares (xii)		Number of Shares pledged or otherwise encumbered (xiii)		Number of equity shares held in dematerialized form (xiv)
								Class eg: x	Class eg: y	Total			No. (a)	As a % of total Shares held (b)	No. (a)	As a % of total Shares held (b)	
(A)	Promoter & Promoter Group	21	531350	0	0	531350	95.955	531350	0	531350	95.955	0	0.000	0	0.000	224280	
(B)	Public	107	22400	0	0	22400	4.045	22400	0	22400	4.045	0	0.000	0	0.000	0	
(C)	Non Promoter - Non Public																
(C1)	Shares underlying DRs																
(C2)	Shares held by Employee Trusts																
	<b>TOTAL</b>	<b>128</b>	<b>553750</b>	<b>0</b>	<b>0</b>	<b>553750</b>	<b>100</b>	<b>553750</b>	<b>0</b>	<b>553750</b>	<b>100</b>	<b>0</b>	<b>0.000</b>	<b>0</b>	<b>0.000</b>	<b>224280</b>	



*Handwritten signature or initials.*

**Table II - Statement showing shareholding pattern of the Promoter and Promoter Group**


Category & Name of shareholders (i)	PAN (ii)	Nos. of shares (iii)	No. of fully paid-up equity shares held (iv)	No. of partly paid-up equity shares held (v)	Nos. of unissued Depository Receipts (vi)	Total nos. shares held (vii) = (iv)+(v)+(vi)	Shareholding % calculated as per SCRR, 1957 As a % of (viii) = (vii)/(A) as a % of (A+B+C)	Number of Voting Rights held in each class of securities (ix)			No. of Shares Underlying Outstanding convertible securities (including Warrants) (x)	Shareholding as a % assuming full conversion of convertible securities as a percentage of diluted share capital (xi) = (x)/(A+B+C)	Number of Locked in shares (xii)		Number of Shares pledged or otherwise encumbered (xiii)		Number of equity shares in dematerialized form (xiv)	
								Total as a % of Total Voting rights					As a % of total Shares held (b)	As a % of total Shares held (a)	As a % of total Shares held (b)			
								Class x	Class y	Total								
(1) Indian		0	0	0	0	0	0.000	0	0	0	0	0	0	0	0	0	0	
(a) Individuals/Hindu undivided family		7	282470	0	0	282470	51.01	282470	0	282470	51.01	0	0	0	0	0	0	0
ANURADHA MEHTA	ALPMB439L	0	53350	0	0	53350	9.63	53350	0	53350	9.63	0	0	0	0	0	0	0
DIYA DUGAR	AXLPK2665D	0	43550	0	0	43550	7.86	43550	0	43550	7.86	0	0	0	0	0	0	0
JAI KUMAR		0	32810	0	0	32810	5.93	32810	0	32810	5.93	0	0	0	0	0	0	0
KANKARIA	AKGPK4751L	0	57800	0	0	57800	10.44	57800	0	57800	10.44	0	0	0	0	0	0	0
MEGHNA SANGHVI	ATMPS2011Q	0	50350	0	0	50350	9.09	50350	0	50350	9.09	0	0	0	0	0	0	0
PONNAM DUGAR	AHKPK1612K	0	44600	0	0	44600	8.05	44600	0	44600	8.05	0	0	0	0	0	0	0
VASANTI DEVI	AKHPR1670P	0	10	0	0	10	0.00	10	0	10	0.00	0	0	0	0	0	0	0
AWANTI KUMAR		0	0	0	0	0	0.000	0	0	0	0.000	0	0	0	0	0	0	0
KANKARIA	AFCPK8360E	0	0	0	0	0	0.000	0	0	0	0.000	0	0	0	0	0	0	0
Government/State Central		0	0	0	0	0	0.000	0	0	0	0.000	0	0	0	0	0	0	0
(b) Government/State		0	0	0	0	0	0.000	0	0	0	0.000	0	0	0	0	0	0	0
Government(s)		0	0	0	0	0	0.000	0	0	0	0.000	0	0	0	0	0	0	0
(c) Financial Institutions/Banks		0	0	0	0	0	0.000	0	0	0	0.000	0	0	0	0	0	0	0
(d) Any Other		14	248880	0	0	248880	44.94	248880	0	248880	44.94	0	0	0	0	0	0	0
Bodies/Corporate ARADHANA INVESTMENTS LTD.	AAECA1808K	0	35800	0	0	35800	6.47	35800	0	35800	6.47	0	0	0	0	0	0	0
ARADHANA		0	50000	0	0	50000	9.03	50000	0	50000	9.03	0	0	0	0	0	0	0
MULTIMAX LTD	AACCA5449A	0	23000	0	0	23000	4.15	23000	0	23000	4.15	0	0	0	0	0	0	0
AWANTI FIBRE & INDUSTRIES LTD	AALCA2322E	0	1250	0	0	1250	0.23	1250	0	1250	0.23	0	0	0	0	0	0	0
AWANTI FIBRE & INDUSTRIES LTD.	AALCA2322E	0	350	0	0	350	0.06	350	0	350	0.06	0	0	0	0	0	0	0
H C COMMERCIAL LTD.	AAACH2665N	0	16000	0	0	16000	2.89	16000	0	16000	2.89	0	0	0	0	0	0	0
JAI KUMAR		0	12000	0	0	12000	2.17	12000	0	12000	2.17	0	0	0	0	0	0	0
KANKARIA INV. PVT. LTD	AAACJ2405N	0	4000	0	0	4000	0.72	4000	0	4000	0.72	0	0	0	0	0	0	0
KANKARIA TRADERS & INV. PVT. LTD	AAABK3328F	0	13000	0	0	13000	2.35	13000	0	13000	2.35	0	0	0	0	0	0	0
MORGAN WALKER & CO LTD.	AAABM7738H	0	4000	0	0	4000	0.72	4000	0	4000	0.72	0	0	0	0	0	0	0
RELANCE TRADERS & INVESTORS P LTD	AAABR4163R	0	34480	0	0	34480	6.23	34480	0	34480	6.23	0	0	0	0	0	0	0
RUSSELL PROPERTIES PVT. LTD.	AAABR5496H	0	20000	0	0	20000	3.61	20000	0	20000	3.61	0	0	0	0	0	0	0
SAMRIDHI FIBRE LTD.	AADCS6060Q	0	4000	0	0	4000	0.72	4000	0	4000	0.72	0	0	0	0	0	0	0
SUPREME TRADE & INV. PVT. LTD	AAECS2152A	0	25000	0	0	25000	4.51	25000	0	25000	4.51	0	0	0	0	0	0	0
T KUMARI (FINANCERS) LTD.	AAABT8122E	0	10000	0	0	10000	1.81	10000	0	10000	1.81	0	0	0	0	0	0	0
UNITED INV. & TRADING CO. PVT LTD.	AAACU4204B	0	0	0	0	0	0.000	0	0	0	0.000	0	0	0	0	0	0	0
Trusts		0	0	0	0	0	0.000	0	0	0	0.000	0	0	0	0	0	0	0
Clearing Members		21	531350	0	0	531350	95.95	531350	0	531350	95.95	0	0	0	0	0	0	0
Sub-Total (A)(1)		0	0	0	0	0	0.000	0	0	0	0.000	0	0	0	0	0	0	0
(2) Foreign		0	0	0	0	0	0.000	0	0	0	0.000	0	0	0	0	0	0	0





**Table III - Statement showing shareholding pattern of the Public shareholder**

Category & Name of shareholders (i)	PAN (ii)	Nos. of shareholders (iii)	No. of fully paid-up equity shares held (IV)	No. of partly paid-up equity shares held (V)	Nos. of shares underlying Depository Receipt (VI)	Total nos. shares held (VII) = (IV)+(V)+(VI)	Shareholding g % calculated as per SCRR, 1957 As a % of (A+B+C2) (VII)/(A+B+C2) (VII)	Number of Voting Rights held in each class of securities (X)			Shareholding as a % assuming full conversion of convertible securities (as a percentage of diluted share capital) (X)/(A+B+C) (A+B+C)	Number of Locked in shares (XII)		Number of Shares pledged or otherwise encumbered	Number of equity shares held in form dematerialized (XIV)	Sub-categorization of shares (XV)		
								Class x	Class y	Total		No. (a)	As a % of total Shares held (b)			Sub-category (i)	Sub-category (ii)	Sub-category (iii)
(1) Institutions (Domestic)		0	0	0	0	0	0.000	0	0	0	0.000	0	0	0	0	0	0	0
(a) Mutual Funds		0	0	0	0	0	0.000	0	0	0	0.000	0	0	0	0	0	0	0
(b) Venture Capital Funds		0	0	0	0	0	0.000	0	0	0	0.000	0	0	0	0	0	0	0
(c) Alternate Investment Funds		0	0	0	0	0	0.000	0	0	0	0.000	0	0	0	0	0	0	0
(d) Financial Institutions/Banks		0	0	0	0	0	0.000	0	0	0	0.000	0	0	0	0	0	0	0
Financial Institutions		0	0	0	0	0	0.000	0	0	0	0.000	0	0	0	0	0	0	0
Banks		0	0	0	0	0	0.000	0	0	0	0.000	0	0	0	0	0	0	0
Insurance Companies		0	0	0	0	0	0.000	0	0	0	0.000	0	0	0	0	0	0	0
(e) Companies		0	0	0	0	0	0.000	0	0	0	0.000	0	0	0	0	0	0	0
Provident Funds/Pension Funds		0	0	0	0	0	0.000	0	0	0	0.000	0	0	0	0	0	0	0
(f) Funds		0	0	0	0	0	0.000	0	0	0	0.000	0	0	0	0	0	0	0
Asset Reconstruction Companies		0	0	0	0	0	0.000	0	0	0	0.000	0	0	0	0	0	0	0
(g) Sovereign Wealth Funds		0	0	0	0	0	0.000	0	0	0	0.000	0	0	0	0	0	0	0
(h) NBFCs registered with RBI		0	0	0	0	0	0.000	0	0	0	0.000	0	0	0	0	0	0	0
(i) Other Financial Institutions		0	0	0	0	0	0.000	0	0	0	0.000	0	0	0	0	0	0	0
(j) Any Other		0	0	0	0	0	0.000	0	0	0	0.000	0	0	0	0	0	0	0
(k) Sub-Total (B)(1)		0	0	0	0	0	0.000	0	0	0	0.000	0	0	0	0	0	0	0
(2) Institutions (Foreign)		0	0	0	0	0	0.000	0	0	0	0.000	0	0	0	0	0	0	0
Foreign Direct Investment		0	0	0	0	0	0.000	0	0	0	0.000	0	0	0	0	0	0	0
(a) Foreign Venture Capital Investors		0	0	0	0	0	0.000	0	0	0	0.000	0	0	0	0	0	0	0
(b) Sovereign Wealth Funds		0	0	0	0	0	0.000	0	0	0	0.000	0	0	0	0	0	0	0
(c) Foreign Portfolio Investors		0	0	0	0	0	0.000	0	0	0	0.000	0	0	0	0	0	0	0
(d) Investors Category I		0	0	0	0	0	0.000	0	0	0	0.000	0	0	0	0	0	0	0
Category II		0	0	0	0	0	0.000	0	0	0	0.000	0	0	0	0	0	0	0
(e) Overseas Depositors (holding DRs)/balancing figure		0	0	0	0	0	0.000	0	0	0	0.000	0	0	0	0	0	0	0
(f) Any Other		0	0	0	0	0	0.000	0	0	0	0.000	0	0	0	0	0	0	0
GFI Corporate FPI - CORPORATE - CAT-III		0	0	0	0	0	0.000	0	0	0	0.000	0	0	0	0	0	0	0
Sub-Total (B)(2)		0	0	0	0	0	0.000	0	0	0	0.000	0	0	0	0	0	0	0
(3) Central Government/State Government(s)		0	0	0	0	0	0.000	0	0	0	0.000	0	0	0	0	0	0	0









**Table IV - Statement showing shareholding pattern of the Non Promoter - Non Public shareholder**

Category & Name of shareholders (I)	PAN (II)	Nos. of shareholders (III)	No. of fully paid up equity shares held (IV)	No. of partly paid-up equity shares held (V)	Nos. of shares underlying Depository Receipt (VI)	Total nos. shares held (VII) = (IV)+(V)+(VI)	Shareholding as a % calculated as per SCRR, 1957 As a % of (A+B+C2) (VIII)	Number of Voting Rights held in each class of securities (IX)			Shareholding as a % assuming full conversion of convertible securities (as a percentage of diluted share capital) (XI) = (VII)+(X) as a % of (A+B+C)	Number of Locked in shares (XII)		Number of Shares pledged or otherwise encumbered (XIII)	Number of equity shares held in dematerialized form (XIV)
								Class x	Class y	Total		No. (a)	As a % of total Shares held (b)		
(1) Custodian DR Holder															
(2) Employee Benefit Trust (under SEBI (share based Employee Benefit) Regulations, 2014)															
<b>Total Non-Promoter - Non-Public Shareholding (C)=(C1)+(C)+(2)</b>															



*Handwritten signature or initials*

Table V - Statement showing shareholding details of significant beneficial owner

Sr No.	Details of the significant beneficial owner (I)		Details of the registered owner (II)				Details of holding/ exercise of right of the SBO in the reporting company, whether direct or indirect : (III) Whether by virtue of:				Date of creation / acquisition of significant beneficial interest (IV)	
	Name	PAN/Passport No. in case of a foreign national	Nationality	Name	PAN/Passport No. in case of a foreign national	Nationality	Shares %	Voting rights %	Rights on distributable dividend or any other distribution %	Exercise of control		Exercise of significant influence



*[Handwritten signature]*

**Format of holding of specified securities**

Annexure - I

- 1 **Name of Listed Entity : BINOD JUTE AND FIBRE LTD**
- 2 Scrip Code/Name of Scrip/Class of Security :
- 3 Share Holding Pattern Filed under: Reg. 31(1) ( b ) : **Quarter Ended 30/09/2023**
- 4 Declaration:

	Particulars	Yes	No
1	Whether the Listed Entity has issued any partly paid up shares		NO
2	Whether the Listed Entity has issued any Convertible Securities or Warrants?		NO
3	Whether the Listed Entity has any shares against which depository receipt are issued?		NO
4	Whether the Listed Entity has any shares in locked-in?		NO
5	Whether any shares held by promoters are pledge or otherwise encumbered?		NO


- 5 The tabular format for disclosure of holding of specified securities is as follows:-



*B. Jute*

**Table I - Summary Statement holding of specified securities**

Category (I)	Category of shareholder (II)	Nos. of shareholders (III)	No. of fully paid up equity shares held (IV)	No. of partly paid-up equity shares held (V)	No. of shares underlying Depository Receipt (VI)	Total no. shares held (VII) = (IV)+(V)+(VI)	Number of Voting Rights held in each class of securities (IX)			No. of Shares Underlying convertible securities (including Warrants) (X)	Shareholding as a % assuming full conversion of convertible securities (as a diluted share capital) (XI)=(VII)+(X) as a % of (A+B+C)	Number of Locked in shares (XII)		Number of Shares pledged or otherwise encumbered (XIII)		Number of equity shares held in dematerialized form (XIV)
							No. of Voting Rights		Total as a % of (A+B+C)			No. (a)	As a % of total Shares held (b)	No. (a)	As a % of total Shares held (b)	
							Class eq:x	Class eq:y								
(A)	Promoter & Promoter Group	21	531350	0	0	531350	531350	0	0	95.955	0	0.000	0	0.000	224280	
(B)	Public	107	22400	0	0	22400	22400	0	0	4.045	0	0.000	0	0.000	0	
(C)	Non Promoter - Non Public															
(C1)	Shares underlying DRS															
(C2)	Shares held by Employee Trusts															
	<b>TOTAL</b>	<b>128</b>	<b>553750</b>	<b>0</b>	<b>0</b>	<b>553750</b>	<b>553750</b>	<b>0</b>	<b>0</b>	<b>100</b>	<b>0</b>	<b>0.000</b>	<b>0</b>	<b>0.000</b>	<b>224280</b>	



*[Handwritten signature]*

Table III - Statement showing shareholding pattern of the Public shareholder

Category & Name of shareholders (i)	PAN (ii)	Nos. of shareholders (iii)	No. of fully paid-up equity shares held (iv)	No. of partly paid-up equity shares held (v)	Nos. of shares held underlying Depository Receipt (vi)	Total nos. shares held (vii) = (iv)+(v)+(vi)	Shareholding 9% calculated as per SCRR, 1957 As a % of (A+B+C2) (viii)	Number of Voting Rights held in each class of securities (ix)			No. of Outstanding convertible securities (including Warrants) (x)	Shareholding as a % assuming full conversion of convertible securities (as a percentage of diluted share capital) (vi)-(x) as a % of (A+B+C)	Number of Locked in shares (xii)		Number of Shares pledged or otherwise encumbered (a)	As a % of total Shares held (b)	Number of equity shares held in dematerialized form (xiv)	Sub-categorization of Shares (xv)		
								Class x	Class y	Total			No. (a)	As a % of total Shares held (b)				Sub-category (i)	Sub-category (ii)	Sub-category (iii)
(1) Institutions (Domestic)		0	0	0	0	0	0.000	0	0	0	0.000	0	0.000	0	0.000	0				
(a) Mutual Funds		0	0	0	0	0	0.000	0	0	0	0.000	0	0.000	0	0.000	0				
(b) Venture Capital Funds		0	0	0	0	0	0.000	0	0	0	0.000	0	0.000	0	0.000	0				
(c) Alternate Investment Funds		0	0	0	0	0	0.000	0	0	0	0.000	0	0.000	0	0.000	0				
(d) Financial Institutions		0	0	0	0	0	0.000	0	0	0	0.000	0	0.000	0	0.000	0				
(e) Banks		0	0	0	0	0	0.000	0	0	0	0.000	0	0.000	0	0.000	0				
(f) Insurance Companies		0	0	0	0	0	0.000	0	0	0	0.000	0	0.000	0	0.000	0				
(g) Provident Funds/Pension Funds		0	0	0	0	0	0.000	0	0	0	0.000	0	0.000	0	0.000	0				
(h) Asset Reconstruction Companies		0	0	0	0	0	0.000	0	0	0	0.000	0	0.000	0	0.000	0				
(i) Sovereign Wealth Funds		0	0	0	0	0	0.000	0	0	0	0.000	0	0.000	0	0.000	0				
(j) NBFCs registered with RBI		0	0	0	0	0	0.000	0	0	0	0.000	0	0.000	0	0.000	0				
(k) Other Financial Institutions		0	0	0	0	0	0.000	0	0	0	0.000	0	0.000	0	0.000	0				
(l) Any Other		0	0	0	0	0	0.000	0	0	0	0.000	0	0.000	0	0.000	0				
(m) Sub-total (B)(1)		0	0	0	0	0	0.000	0	0	0	0.000	0	0.000	0	0.000	0				
(2) Institutions (Foreign)		0	0	0	0	0	0.000	0	0	0	0.000	0	0.000	0	0.000	0				
(a) Foreign Direct Investment		0	0	0	0	0	0.000	0	0	0	0.000	0	0.000	0	0.000	0				
(b) Foreign Venture Capital Investors		0	0	0	0	0	0.000	0	0	0	0.000	0	0.000	0	0.000	0				
(c) Sovereign Wealth Funds		0	0	0	0	0	0.000	0	0	0	0.000	0	0.000	0	0.000	0				
(d) Foreign Portfolio Investors		0	0	0	0	0	0.000	0	0	0	0.000	0	0.000	0	0.000	0				
(e) Category I		0	0	0	0	0	0.000	0	0	0	0.000	0	0.000	0	0.000	0				
(f) Category II		0	0	0	0	0	0.000	0	0	0	0.000	0	0.000	0	0.000	0				
(g) Overseas Depositors (holding DIs)/balancing figure)		0	0	0	0	0	0.000	0	0	0	0.000	0	0.000	0	0.000	0				
(h) QFI Corporate		0	0	0	0	0	0.000	0	0	0	0.000	0	0.000	0	0.000	0				
(i) FPI - CORPORATE - CAT-III		0	0	0	0	0	0.000	0	0	0	0.000	0	0.000	0	0.000	0				
(j) Sub-Total (B)(2)		0	0	0	0	0	0.000	0	0	0	0.000	0	0.000	0	0.000	0				
(3) Central Government/State Government(s)		0	0	0	0	0	0.000	0	0	0	0.000	0	0.000	0	0.000	0				



Handwritten signature or initials.







**Table IV - Statement showing shareholding pattern of the Non Promoter - Non Public shareholder**

Category & Name of shareholders (I)	PAN (II)	Nos. of shareholders (III)	No. of fully paid up equity shares held (IV)	No. of partly paid-up equity shares held (V)	Nos. of shares underlying Depository Receipt (VI)	Total nos. shares held (VII) = (IV)+(V)+(VI)	Shareholding as a % calculated as per SCRR, 1957 As a % of (A+B+C2) (VII)/(X) as a % (VII)	Number of Voting Rights held in each class of securities (X)			Shareholding as a % assuming full conversion of convertible securities (as a percentage of diluted share capital) (XI) = (VII)+(X) as a % of (A+B+C)	Number of Locked in shares (XII)		Number of Shares pledged or otherwise encumbered (XIII)		Number of equity shares held in dematerialized form (XIV)	
								No. of Voting Rights				Total % of Total Voting rights	No. (a)	As a % of Total Shares held (b)	No. (a)		As a % of total Shares held (b)
								Class x	Class y	Total							
(1) Custodian, DR Holder																	
(2) Employee Benefit Trust (under SEBI (share based Employee Benefit) Regulations, 2014																	
<b>Total Non-Promoter - Non-Public Shareholding (C)+(1)+(2)</b>																	



**Table V - Statement showing shareholding details of significant beneficial owner**

Sr No.	Details of the significant beneficial owner (I)		Details of the registered owner (II)				Details of holding/ exercise of right of the SBO in the reporting company, whether direct or indirect : (III) Whether by virtue of:					Date of creation / acquisition of significant beneficial interest (IV)
	Name	PAN/Passport No. in case of a foreign national	Nationality	Name	PAN/Passport No. in case of a foreign national	Nationality	Shares %	Voting rights %	Rights on distributable dividend or any other distribution %	Exercise of control	Exercise of significant influence	



*[Handwritten signature]*